

Prevent Protect Promote Prevent Protect Promote Prevent P  
ent Protect Promote Prevent Protect Promote Prevent Protec  
Prevent Protect Promote Prevent Protect Promote Prevent P

# HIV/AIDS

UTAH - June 2009



**George A. Usher, MPA - Program Manager**

**Michael Lowe, MSPH, Epidemiologist**

**Leslie A. Clark, Business Analyst**

# Epidemiology

## January through June 2009

- New AIDS cases: 45
  - 41% increase from June 2008 (32)
- New HIV cases: 42
  - 13% decrease from June 2008 (48)

# Epidemiology: Incidence

January through June 2009

- Of the 87 persons with HIV/AIDS:
  - 85% are male (69)
  - 15% are female (11)
  - 60% were between the ages of 20-39 (50)

# Incidence and Exposure: Men

## January through June 2009

- Most common:
  - Men who have sex with men (68%)
- Second most common:
  - Men who have sex with men and inject drugs (14%)
- Third most common:
  - Men who inject drugs (7%)
- Heterosexual contact (1%):

\*Eleven percent of men did not disclose risk.

# Incidence and Exposure: Women January through June 2009

- Most commonly reported:
  - Heterosexual contact (38%)
  - Injecting drug use (23%)

\*Thirty-eight percent of women did not disclose risk.

# Incidence: Reporting Sources

## January through June 2009

- Of the 42 persons testing HIV positive during 2008:
  - 43% were reported through counseling and testing sites
  - 26% were reported through physician office visits
  - 21% were reported through laboratory reports
  - 10% were reported through other sources



# Incidence: Gender/Ethnicity

January through June 2009

Race/Ethnicity	Male	Female
<b>White</b>	<b>64%</b>	<b>38%</b>
<b>Hispanic</b>	26%	23%
<b>Black</b>	4%	30%
<b>Asian/Pacific Islander</b>	1%	0%
<b>Native American</b>	1%	0%
<b>Unknown</b>	4%	8%
<b>Total</b>	<b>100%</b>	<b>100%</b>

- Ethnic minorities comprise 16% of Utah's Population yet make up **37%** of those newly diagnosed with HIV or AIDS in 2008

\* Percentages may not equal 100 due to rounding

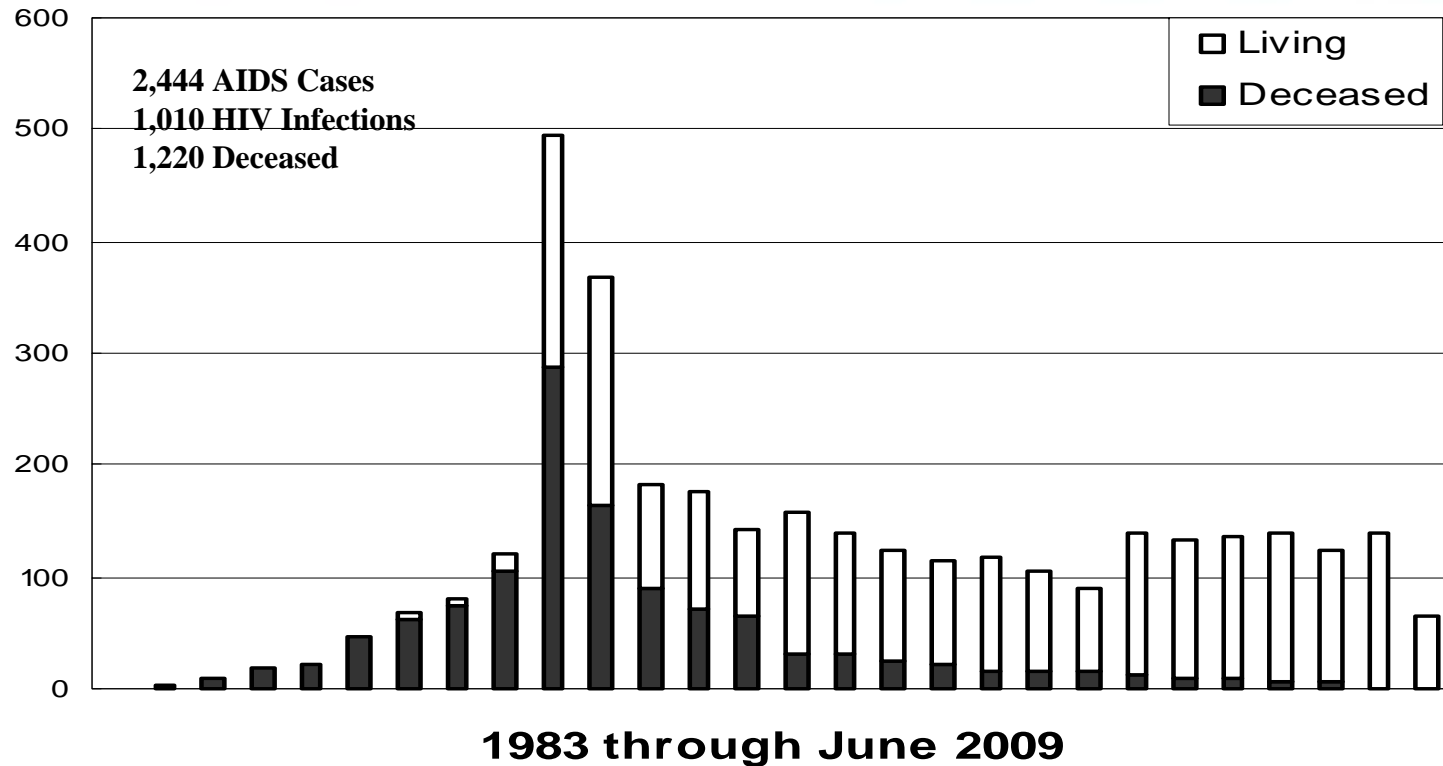
# Epidemiology: Cumulative

Through June 2009

AIDS cases: 2,444

HIV (non-AIDS): 1,010

# Total Utah HIV/AIDS Cases Through June 2009 by Year of Report

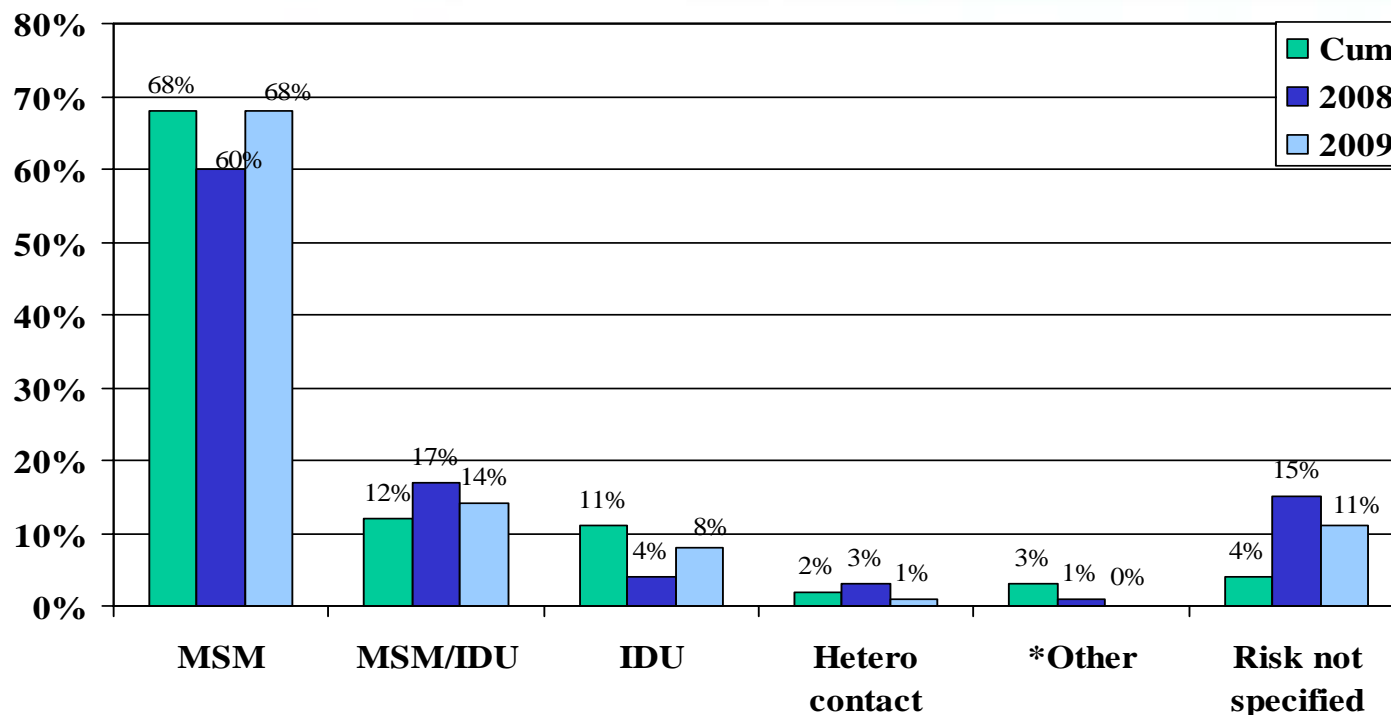


# Cumulative by Demographic

Through June 2009

	<b>AIDS</b>	<b>HIV</b>
<b>Gender</b>	<b>Male (89%)</b> Female (11%)	<b>Male (83%)</b> Female (17%)
<b>Age</b>	<b>30-39 (44%)</b> 40-49 (26%)	<b>20-29 (38%)</b> 30-39 (35%)
<b>Race</b>	<b>White (77%)</b> Hispanic (13%) Black (7%)	<b>White (70%)</b> Hispanic (17%) Black (10%)
<b>Exposure</b>	<b>MSM (61%)</b> IDU (16%) MSM/IDU (10%) Hetero (6%)	<b>MSM (55%)</b> IDU (11%) MSM/IDU (12%) Hetero (9%)

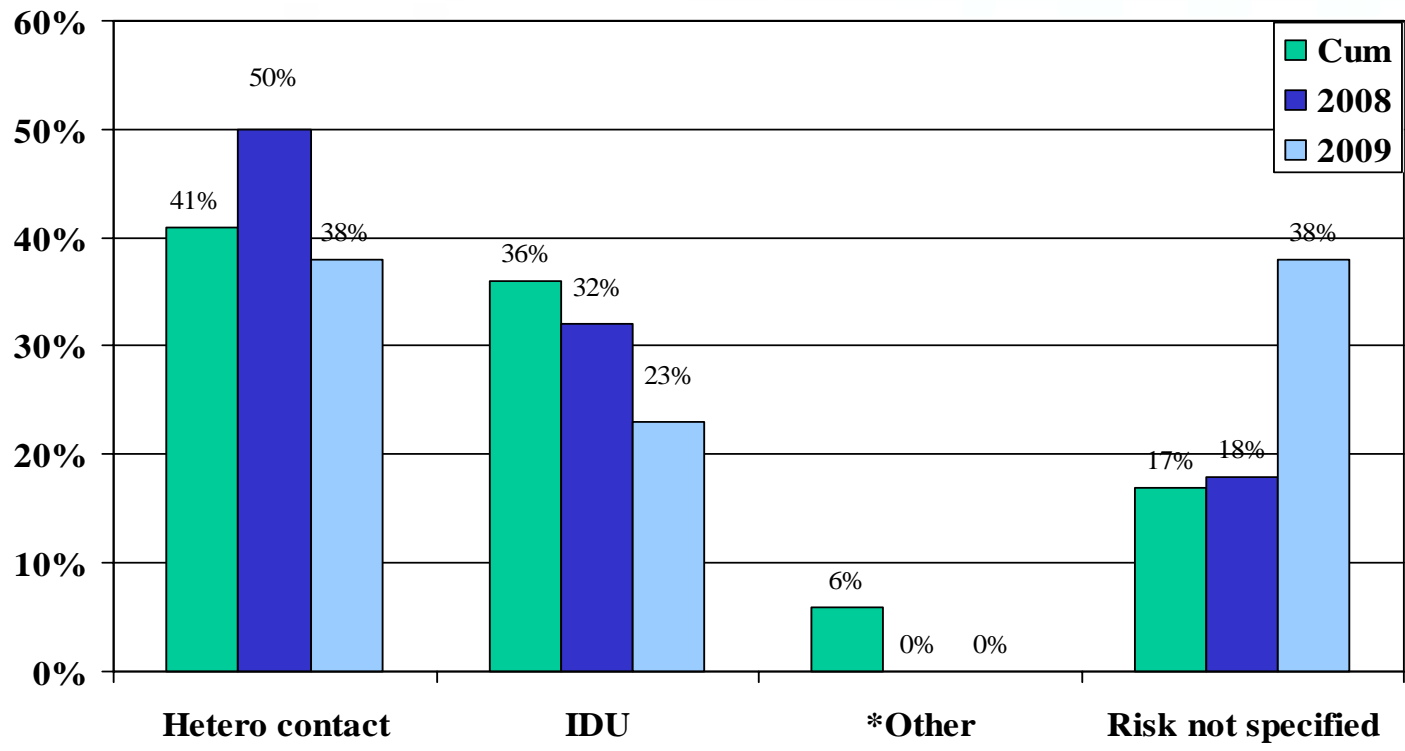
# Immerging Trends: Among Males by Risk Through June 2009



Cumulative 3,016 cases, 2008 150 cases 2009 74 cases

\*Other includes hemophilia, transfusion/transplant and mother with HIV/HIV risk

# Immerging Trends: Among Females by Risk Through June 2009



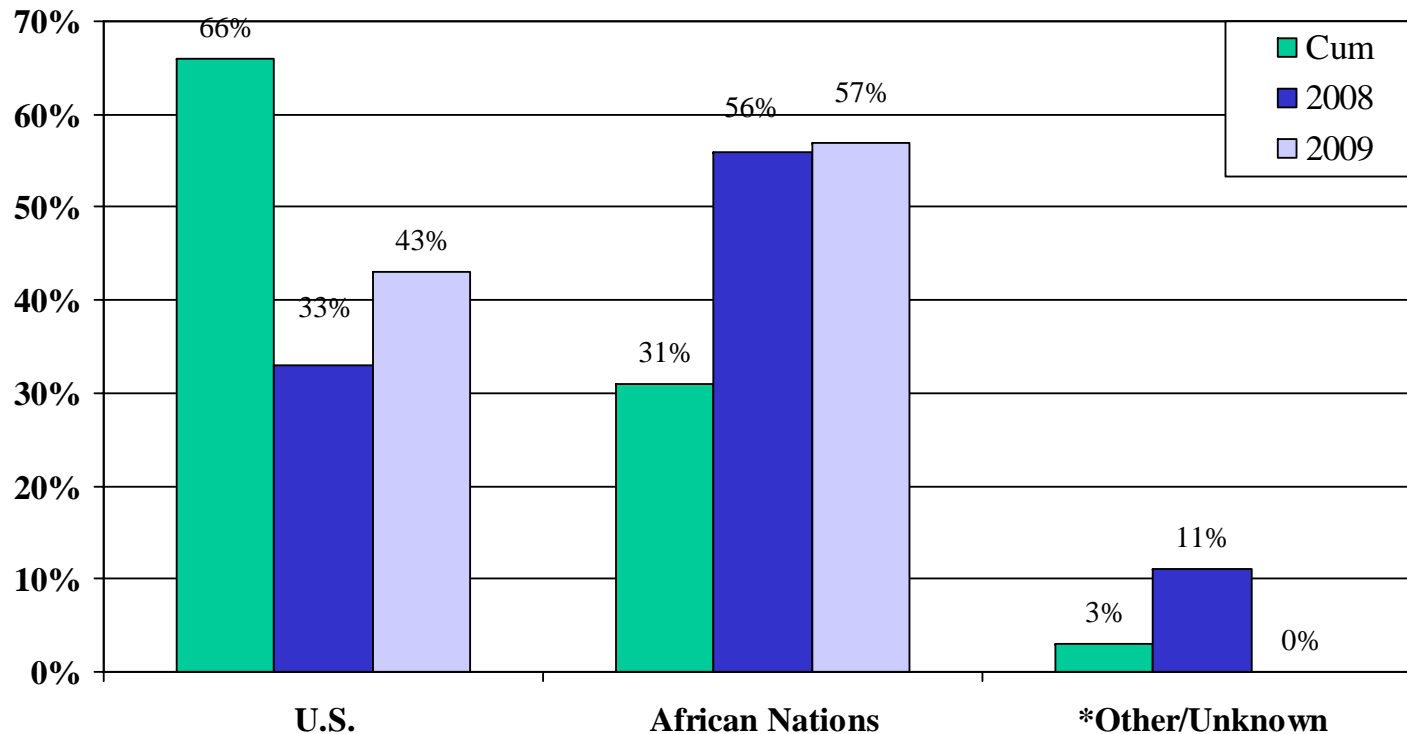
Cumulative = 438 cases 2008 = 22 cases 2009 = 13 cases

\*Other includes transfusion/transplant and mother with HIV/HIV risk

Utah Department of Health • Bureau of Communicable Disease Control • HIV/AIDS Surveillance Program • 6/2009 Data



# HIV/AIDS Among Black Persons by Country of Origin Through June 2009

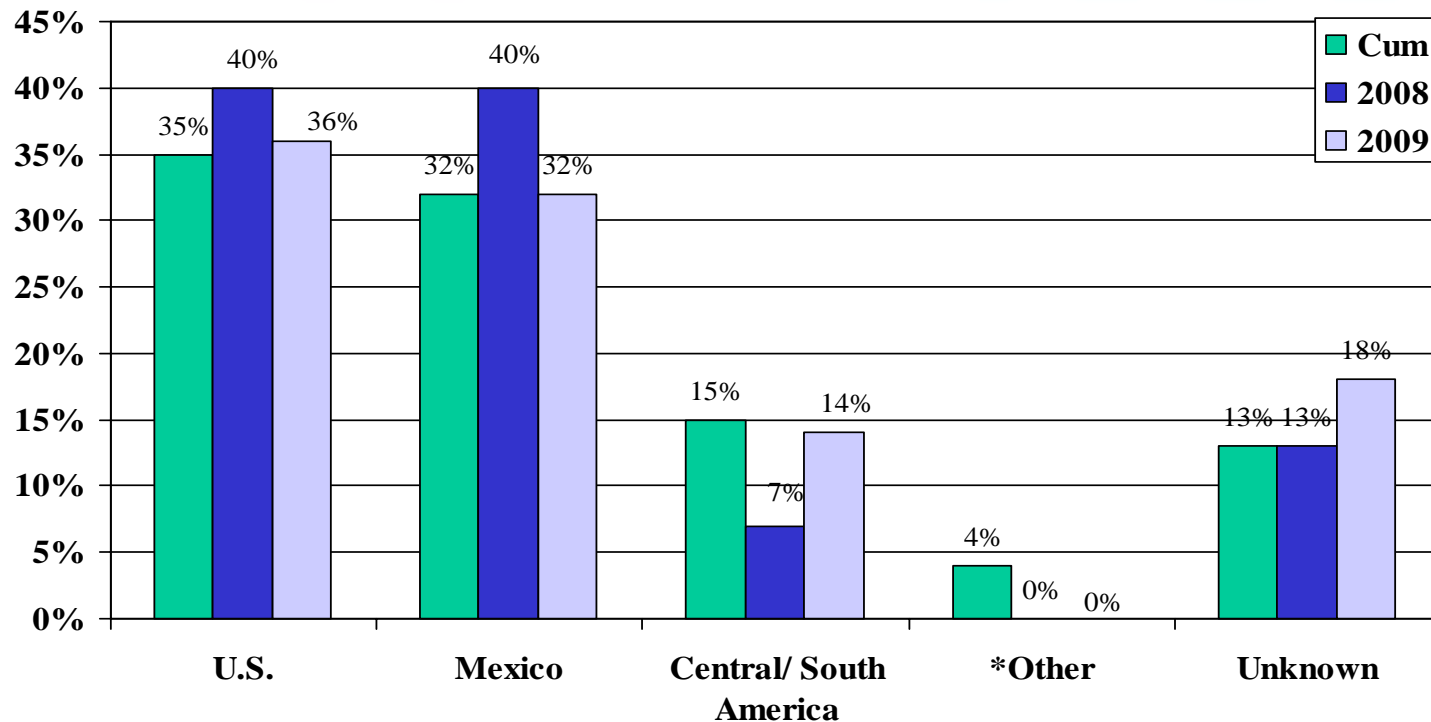


- Black non-Hispanic persons newly diagnosed with HIV/AIDS.
  - Cumulative = 280 cases, 2008 = 9 cases, 2009 = 7

\* Other includes: Brazil, Canada, Haiti, Jamaica, and Virgin Islands

Utah Department of Health • Bureau of Communicable Disease Control • HIV/AIDS Surveillance Program • 6/2009 Data

# HIV/AIDS Among Hispanic Persons by Country of Origin Through June 2009



- Hispanic persons newly diagnosed with HIV/AIDS.
  - Cumulative = 491 cases, 2008 = 26 cases, 2009 = 22 cases
  - \* Other includes Belize, Cuba, Dominican Republic, Kenya, and Spain

Prevent Protect Promote Prevent Protect Promote Prevent P  
ent Protect Promote Prevent Protect Promote Prevent Protec  
Prevent Protect Promote Prevent Protect Promote Prevent P

# THE END

